

TORMAX T4 Series

Automatic Folding Door Systems



★★★★★
TORMAX



TORMAX T4 Series Automatic folding door systems

TORMAX T4 folding door systems are the ideal solution for situations where there is limited space available for the door leaves, either in depth or in width.

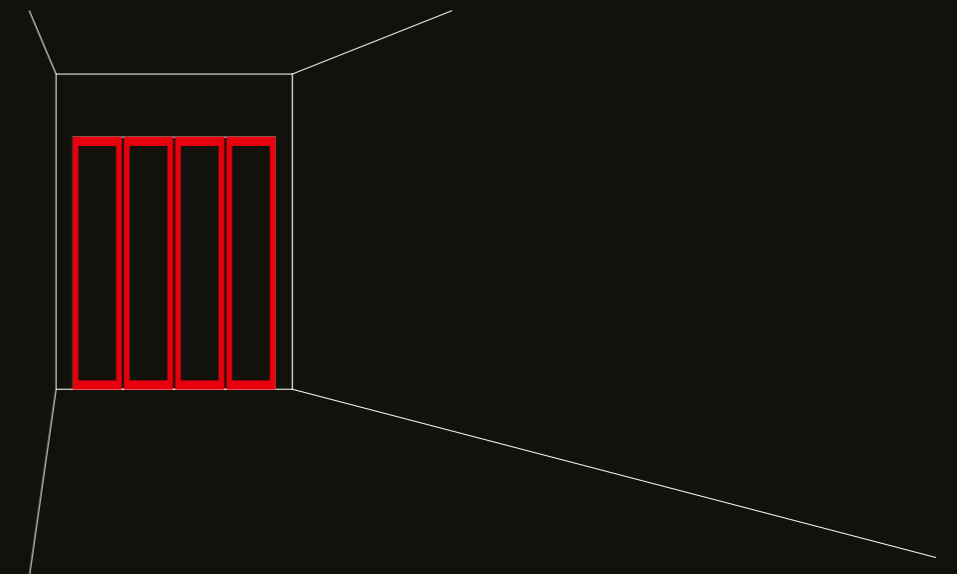
The operating footprint of these systems is particularly small because the door wings fold into themselves. This type of movement means that there is no need for any extra safety features, as there is with swing or sliding doors, or for any structural adjustments. TORMAX T4 automatic folding doors are easy to install – a modern and barrier-free solution predestined for existing pedestrian passages, such as corridors, restaurant kitchens or small shops.

Choose a TORMAX T4 folding door for a durable solution at the leading edge of technology.



TORMAX T4 contour Folding doors with slim profiles

- › Elegant and robust design with slim door profiles, wear-free motor and proven, sturdy folding door mechanism
- › Neat and unobtrusive appearance with large glass surfaces; profiles with various surface finishing and mounting options
- › Purpose-designed door profiles with integrated sealing lips to prevent draughts and jamming
- › Door opening widths from 0.8 to 2.0 m



Compact and versatile

The perfect fit

The TORMAX T4 contour folding door system is the ideal option for small shops, service stations or buildings with narrow entrances, for example in heavily built-up or historical city districts. It is easy to install in narrow corridors and passages during construction or as a retrofit. This versatile door system is ideally suited in many different situations.

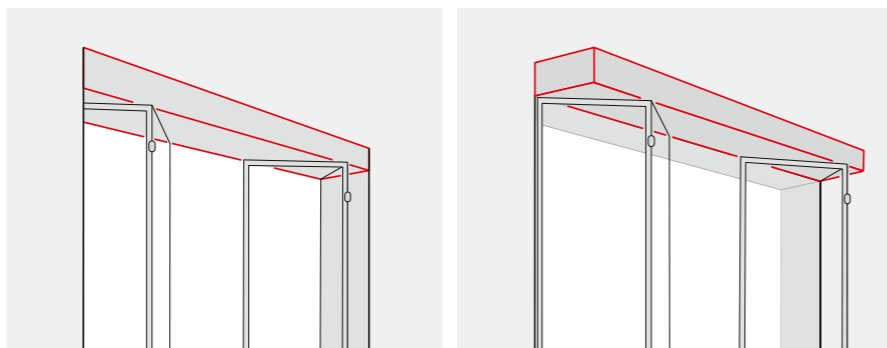
One-way passage and airlock

Sequentially paired doors are a perfect fit for any anti-backtrack needs at airports or for busy entrances. Paired doors also prevent air exchange between the inside and the outside.



Mounting

The door system can be either embedded in the lintel or mounted on the door frame, thus granting maximum flexibility for retrofitting purposes.



Options

Tailored to your wishes and requirements



Longer hold-open time

Optional contact-free switches activate longer hold-open times for people to pass through if required.



Locking

Folding door panels can be locked securely with an electromechanical locking system and unlocked manually from both the inside and the outside.



Holding brake

This option blocks door panels in the closed position by way of a holding brake. It also enables secure locking when the folding door system is in "exit only" operating mode.



Building management system

TORMAX T4 folding doors are easy to integrate into any building management system. They grant facility operators an immediate overview of the door status and any related error messages.



Battery module

In the event of a power failure, the battery power supply automatically opens the folding door system, which then remains in the open position.



Escape

TORMAX offers a reliable, redundant system for rescue and escape routes, which opens the doors immediately in case of an emergency.

TORMAX T4 Series

Overview

TORMAX T4 contour

Characteristics	Folding door system with specially designed slim door profiles
Door opening width (mm)	800 – 2000
Max. passage height (mm)	2300
Max. door leaf weight (kg)	2 × 80
Drive height (mm)	120
Door drive	TORMAX iMotion 4201 synchronous motor – dynamic, quiet, efficient, long-lasting
Control	Modular, programmable TORMAX iMotion microprocessor control unit with excellent functionality, extensive monitoring and diagnostic functions
Operating modes	Automatic, reduced opening, exit, permanently open, off, manual
Surface treatment	Door profiles are available in powder-coated finishes in any colour.
Glazing	Single or double-glazed units

Drive operating types

Full power	Multiple sensors ensure fully automatic, secure and contactless operation for maximum convenience and fast opening speeds
Low energy	Automatic door setting with reduced energy and gentle force that immediately reacts when encountering an obstacle



Why choose TORMAX?

The functional aspects are not the only factors to consider when choosing a folding door system. This door type has many movable components, which places special demands on both the control unit and the mechanics.

TORMAX provides folding door systems you can fully rely on, with superior quality standards based on decades of experience. TORMAX T4 folding doors open and close softly and are a pleasure to use throughout their long service life.

All door systems in the T4 Series are designed, engineered and manufactured by TORMAX. Find out more about the benefits of a TORMAX T4 folding door system on the following pages.



Design

From standard to unique solutions

Drive technology

Experts in drive systems

Safety

Uncompromising, highly certified

Quality

Convincing performance on all accounts

Security

Protecting people and property

Accessibility

Simple and equitable for all users

Sustainability

Long lifecycle, low environmental impact

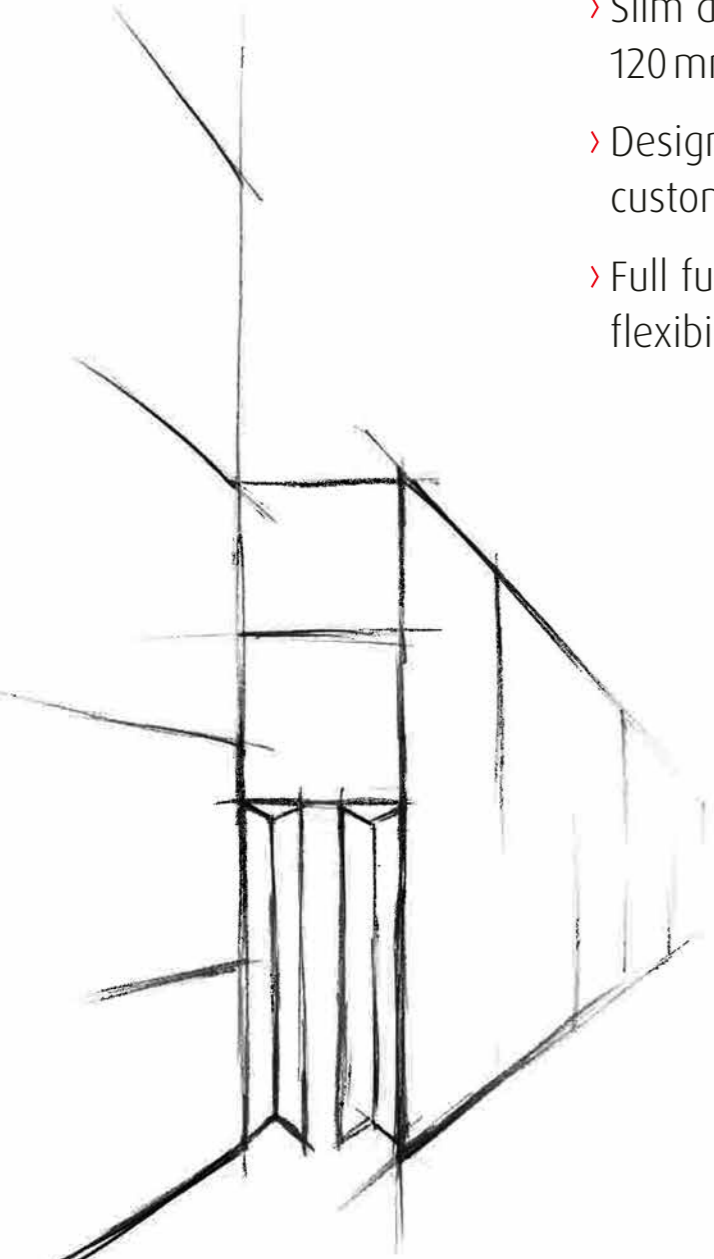
Service

Convenience throughout the lifecycle

Design

From standard to unique solutions

- › We have the skills and the passion to translate your idea into a visually and functionally superior door system
- › Purpose-designed slim door profiles
- › Slim drive casing with an overall height of only 120 mm for smooth integration into the structure
- › Designed and manufactured entirely to the customer's specific requirements
- › Full functionality within limited space grants flexibility with refurbishings and retrofits



Drive technology

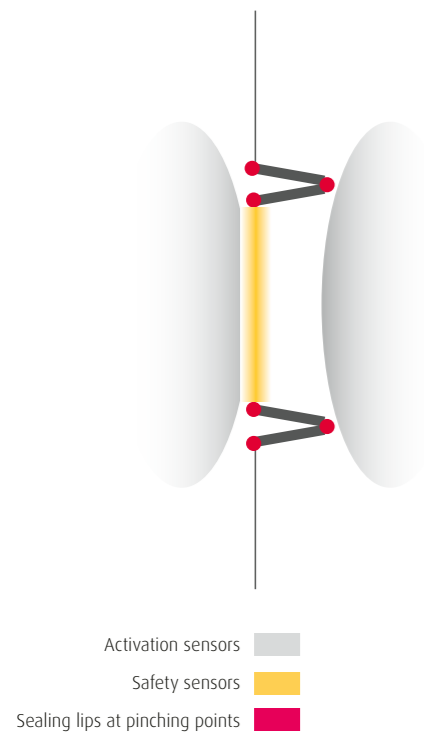
Experts in drive systems

- › TORMAX drive systems: the global benchmark for innovative door automation since 1951
- › In-house engineering and manufacturing of brushless electric motors
- › High-powered, wear-free and highly efficient synchronous motors
- › Exceptionally smooth, quiet and reliable operation due to high torque drives
- › Highly dynamic door movement



Safety

Uncompromising, highly certified



- › Smart sensors and safety features detect people and prevent direct physical contact and injuries
- › Escape route options
- › Control unit uses sliding door technology rather than the more commonly used swing door controls. This ensures highly sensitive reversing of the folding leaves and perfect integration of safety devices
- › Integrated sealing lips on the door hinge profiles prevent hazardous pinching points
- › Certified according to the latest safety standards EN 16005, DIN 18650, CE, UKCA with relevant approvals by accredited certification bodies



Quality

Convincing performance on all accounts

- › Engineered, manufactured, preassembled and tested at a TORMAX factory
- › Tough quality testing of each drive before it leaves the factory
- › End-to-end TORMAX quality assurance
- › Innovative, durable and low maintenance door systems
- › Installation and on-site adjustment of pre-assembled modules by certified TORMAX technicians
- › Certified to ISO 9001:2015 in engineering, manufacturing, installation and service of electric drives and automatic door systems



Security

Protecting people and property

- › Secure and convenient entrances that present an elegant integral aspect of the building
- › Seamless integration with access control systems
- › Configuration to specific security requirements
- › Various solutions for people traffic separation and one-way traffic
- › Access control with card or fingerprint readers or any other device
- › Secure locking and glazing solutions
- › Emergency stop and locking



Accessibility

Simple and equitable for all users

- › Accessible for all: TORMAX automatic door systems adapt intelligently to the needs of a diverse society and are simple to use
- › Solutions for all doorway types in public buildings, offices and private homes
- › Longer hold-open time for elderly people and wheelchair users
- › Various retrofit and refurbishment options to make buildings accessible



Sustainability

Long lifecycle, low environmental impact


- › Built-in sustainability thanks to quality and durability: fewer replacements, lower raw material consumption and a smaller CO₂ footprint than with other brands
- › Default stand-by modes with minimized power consumption
- › Use of recyclable materials and recycling at licensed facilities
- › Eco-friendly packaging



Service

Convenience throughout the lifecycle

- › Professional maintenance and repair service quality provided by factory-trained TORMAX Service technicians
- › Service technicians available at all times
- › Fleet well-stocked with original TORMAX spares
- › Very low Service costs over the lifecycle compared to other brands due to exceptionally long operating life, wear-free motors, reliable technology, fewer breaks and service calls
- › TORMAX Service contracts ensure ongoing reliability and minimize the risk of an untimely breakdown
- › Your one-stop shop for all automatic door servicing needs and brands



the passion to drive doors

TORMAX installed Europe's first automatic door in 1951. Today, we are a leading manufacturer of automatic pedestrian and industrial door systems, distinguished by technologically advanced, reliable and innovative solutions.

As an independent Swiss industrial group with global operations, we offer the full range of automatic pedestrian and industrial door systems and ensure their reliable operation throughout their service life.

TORMAX will be pleased to advise you about suitable door systems and support you from design to manufacturing, supervising construction, installation and service.

Get in touch with TORMAX!

www.tormax.com